

# SATURN 6

# ReneSola

## BIFACIAL MODULE WITH DUAL GLASS

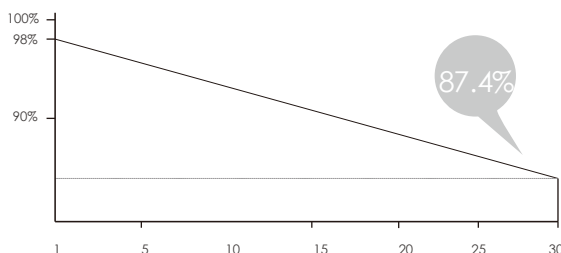
# RS6-560~580NBG-E3

**N-Type** /Positive power tolerance of 0~+3%/Max module efficiency 22.45%


- Suitable for ground power plants and distributed projects
- Advanced module technology delivers superior module efficiency
  - Gallium-doped Wafer · Non destructive cutting · MBB half-cut
- Excellent power generation performance
  - Excellent IAM and Weak light response · Low temperature ratings
  - 0.40% linear Power decline
- High module quality ensures long-term reliability
  - Strict selected material · Advanced technology · Leading standard

Complete System  
and IEC Product Certification

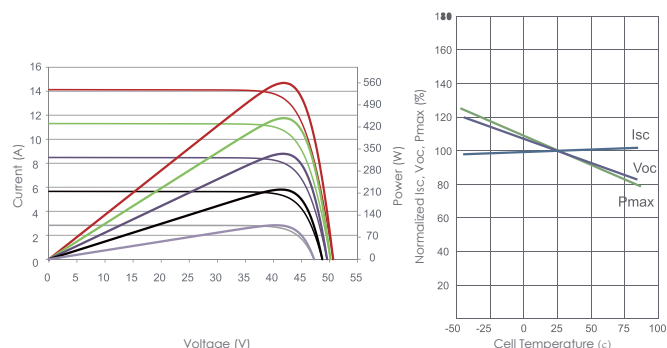
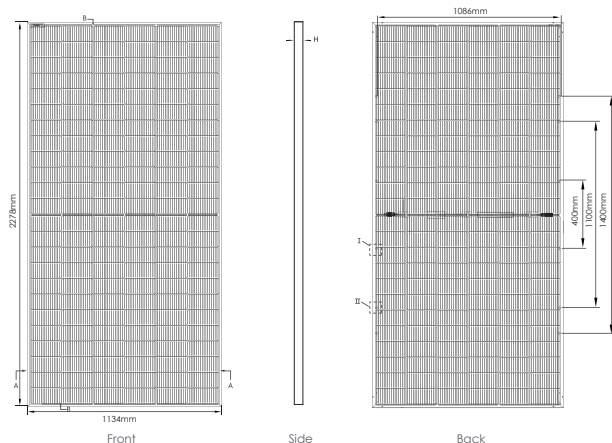
IEC 61215(2016), IEC 61730(2016) ISO9001:  
2015: Quality Management System ISO14001:  
2015: Environment Management System  
ISO45001:2018: Occupational Health  
and Safety Management System



30-Year excess linear power output warranty



## RS6-560~580NBG-E3



Electrical Characteristics STC	RS6-560NBG-E3	RS6-565NBG-E3	RS6-570NBG-E3	RS6-575NBG-E3	RS6-580NBG-E3
Maximum Power (Pmax)	560W	565W	570W	575W	580W
Power Tolerance	0~+5W	0~+5W	0~+5W	0~+5W	0~+5W
Module Efficiency	21.68%	21.87%	22.07%	22.23%	22.45%
Maximum Power Current (Imp)	13.35A	13.41A	13.48A	13.54A	13.61A
Maximum Power Voltage (Vmp)	41.95V	42.14V	42.29V	42.47V	42.62V
Short Circuit Current (Isc)	14.13A	14.19A	14.25A	14.31A	14.37A
Open Circuit Voltage (Voc)	50.67V	50.87V	51.07V	51.27V	51.47V

Values at Standard Test Conditions STC(AM1.5, Irradiance 1000W/m<sup>2</sup>, Cell Temperature 25°C)

Electrical Characteristics NMOT	RS6-560NBG-E3	RS6-565NBG-E3	RS6-570NBG-E3	RS6-575NBG-E3	RS6-580NBG-E3
Maximum Power (Pmax)	399.9W	403.6W	407.4W	411.1W	414.3W
Maximum Power Current (Imp)	10.69A	10.75A	10.81A	10.87A	10.93A
Maximum Power Voltage (Vmp)	39.39V	39.52V	39.65V	39.78V	39.91V
Short Circuit Current (Isc)	11.41A	11.46A	11.50A	11.58A	11.63A
Open Circuit Voltage (Voc)	48.13V	48.32V	48.51V	48.70V	48.89V

NMOT(Nominal module operating temperature) , Irradiance of 800W/m<sup>2</sup>, AM1.5, Ambient Temperature 20 °C, wind Speed 1m/s.

Electrical Characteristics with 21% rear side power gain	RS6-560NBG-E3	RS6-565NBG-E3	RS6-570NBG-E3	RS6-575NBG-E3	RS6-580NBG-E3
Maximum Power (Pmax)	678W	684W	690W	696W	702W
Maximum Power Current (Imp)	16.15A	16.23A	16.31A	16.38A	16.47A
Maximum Power Voltage (Vmp)	41.95V	42.14V	42.29V	42.47V	42.62V
Short Circuit Current (Isc)	17.10A	17.17A	17.24A	17.32A	17.39A
Open Circuit Voltage (Voc)	50.67V	50.87V	51.07V	51.27V	51.47V

### Mechanical Characteristics

Cell Type	Monocrystalline-Type, 182x182(±1)mm, 144 (6x24) Half-Cut cells
Glass	2mm+2mm, High Transmission, Low Iron, Tempered Glass
Frame	Anodized Aluminum Alloy
Junction Box	IP68 Rated, With Bypass Diodes
Dimension	2278x1134x30mm
Output Cable	4 mm <sup>2</sup> (EU),300 mm,length can be customized
Weight	32.8kg
Installation Hole Location	See Drawing Above

### Packing Information

Container	40' HQ
Pallets per Container	20
Pieces per Container	740

### Characteristics

Temperature Coefficient of Voc	-0.25%/°C
Temperature Coefficient of Isc	+0.046%/°C
Temperature Coefficient of Pmax	-0.30%/°C
Nominal Operating Cell Temperature (NOCT)	45°C ± 2°C

Remark:Electrical data in this catalog do not refer to a single module and they are not part of the offer.They only serve for comparison among different module types.

### Maximum Ratings

Operating Temperature	-40°C~+85°C
Maximum System Voltage	1500VDC
Maximum Series Fuse Rating	30A

